






IT'S
EASY
TO BE
CREATIVE

KLOSZE / COVERS

Karta produktu
Data sheet

	TRANSPARENTNY PVC/PC transparent PVC /PC	MROŻONY PVC/PC frozen PVC/PC	MLECZNY PVC milky PVC/PC	FRACTAL PC opal	FRACTAL PC clear	FRACTAL PC czarny black	NEW SILICONE DOW CORNING opal	TRANSPARENTNY PMMA transparent PMMA	MROŻONY PMMA frozen PMMA	MLECZNY PMMA milky PMMA	FROSTED MLECZNY PMMA milky frosted PMMA PMMA	PRISMATIC PC	BLACK PMMA
BASIC													
NEW BASIC FLEX													
HIGH* tylko PC i PMMA / only PC and PMMA													
WIDE													
SLIM													
DOUBLE													
NEW DOUBLE FLEX													
TERRA* tylko PC only PC													
SLIM LENS 15													
BASIC LENS 15													
BASIC LENS 30													
NEW ASYMMETRIC LENS 45													
SUPER WIDE													
PLEXI TIANO PLEXI SUPER WIDE													
RASTER WIDE													
SOLID													
nano													
mid													
TALL													
LEAN													
COMPACT													

	SREBRNY silver	CZARNY black
BASIC		
NEW BASIC FLEX		
HIGH* tylko PC i PMMA / only PC and PMMA		
WIDE		
SLIM		
DOUBLE		
NEW DOUBLE FLEX		
TERRA* tylko PC only PC		
SLIM LENS 15		
BASIC LENS 15		
BASIC LENS 30		
NEW ASYMMETRIC LENS 45		
SUPER WIDE		
PLEXI TIANO PLEXI SUPER WIDE		
RASTER WIDE		
SOLID		
nano		
mid		
TALL		
LEAN		
COMPACT		

	TRANSPARENTNY PVC/PC transparent PVC /PC	MROŻONY PVC/PC frozen PVC/PC	MLECZNY PVC milky PVC/PC	FRACTAL PC opal	FRACTAL PC clear	FRACTAL PC czarny black	NEW SILICONE DOW CORNING opal	TRANSPARENTNY PMMA transparent PMMA	MROŻONY PMMA frozen PMMA	MLECZNY PMMA milky PMMA	ROSTED MLECZNY PMMA milky frosted PMMA PMMA	PRISMATIC PC	CZARNY PMMA black PMMA
NEW LIFT ONE													
NEW LIFT TWO													
NEW GLIDE													

PRZEPUSZCZALNOŚĆ / TRANSPARENCY*

RODZAJE KLOSZY type of covers	TEMPERATURA PRACY MATERIAŁU operating temperature of material	BASIC	NEW BASIC FLEX	HIGH	WIDE	SLIM	DOUBLE	NEW DOUBLE FLEX	TERRA	SLIM LENS 15	BASIC LENS 15	BASIC LENS 30	NEW ASYMMETRIC LENS 45
DO PROFILI MEBLOWYCH fits furniture profiles		A / B / C / D / G / H / W / Y / Z / COSMO / RETO / J / Q18 / Q20 / W / U	A / B / C / D / G / H / W / Y / Z / COSMO / RETO / J / Q18 / Q20 / W / U	A / D		X / MICO				X / MICO	A / B / C / D / G / H / W / Y / Z / COSMO / RETO / J / Q18 / Q20 / W / U		A / B
DO PROFILI ARCHI- TEKTONICZNYCH fits architectural profiles		FALCO / FLARO / GAUDI / MONO / TIANO / CANTO / VIGO / BRUNO / FLEXA / inFLEXA / APA12 / APA16 / IPA12 / IPA16 / J / V / SLIMO / SONO	FALCO / FLARO / GAUDI / MONO / TIANO / CANTO / VIGO / BRUNO / FLEXA / inFLEXA / APA12 / APA16 / IPA12 / IPA16 / J / V / SLIMO / SONO		SOLIS / INSO / ILEDO / CLARO / DULIO / FOLDO		HIRO / PLATO / SILEDA / INSILEDA DILEDA / INDILEDA UNICO / DOPIO TALIA / INTALIA / ZATI SUBLI / LOGI / CONVA TOPO / PERO / VEDA / MOTTA / DULIO / FIXO / GEMI	HIRO / PLATO / SILEDA / INSILEDA DILEDA / INDILEDA UNICO / DOPIO TALIA / INTALIA / ZATI SUBLI / LOGI / CONVA TOPO / PERO / VEDA / MOTTA / DULIO / FIXO / GEMI	TERRA / SCALA / RUNO / FINO / MITO / NIPO		FALCO / GAUDI / APA12 / APA16 / IPA12 / IPA16 / FLEXA / INFLEXA		
TRANSPARENTNY PVC transparent PVC		89%			83%	88%							
MROŻONY PVC frozen PVC	-20°C +65°C	64%			51%	62%							
MLECZNY PVC milky PVC		49%			25%	46%							
TRANSPARENTNY PMMA transparent PMMA		93%		93%	92%	88%	89%			96%	92%	91%	
MROŻONY PMMA frozen PMMA	-20°C +70°C	78%		73%	68%	75%	69%						
MLECZNY PMMA milky PMMA		50%		39%	45%	46%	42%						
FROSTED MLECZNY PMMA milky frosted PMMA		81%		80%	75%	77%	69%						
CZARNY PMMA black PMMA	-20°C +70°C	31%		22%	19%	40%	23%						
TRANSPARENTNY PC 2.0 / transparent PC 2.0		93%											
TRANSPARENTNY PC / transparent PC					89%								84%
MROŻONY PC 2.0 / frozen PC 2.0		77%											
MROŻONY PC / frozen PC	-50°C +100°C				59%								
MLECZNY PC 2.0 / milky PC 2.0		53%											
MLECZNY PC / milky PC					33%				55%				
PRISMATIC PC					83%								

* Wszystkie badania zostały wykonane w laboratorium fotometrii Lumines. Tolerancja wyniku ± 5%
* All tests were carried out in the Lumines photometry laboratory. Result tolerance ± 5%.

PRZEPUSZCZALNOŚĆ / TRANSPARENCY*

RODZAJE KLOSZY type of covers	TEMPERATURA PRACY MATERIAŁU operating temperature of material	BASIC	NEW BASIC FLEX	HIGH	WIDE	SLIM	DOUBLE	NEW DOUBLE FLEX	TERRA	SLIM LENS 15	BASIC LENS 15	BASIC LENS 30	NEW ASYMMETRIC LENS 45
DO PROFILI MEBLOWYCH fits furniture profiles		A / B / C / D / G / H / W / Y / Z / COSMO / RETO / J / Q18 / Q20	A / B / C / D / G / H / W / Y / Z / COSMO / RETO / J / Q18 / Q20	A / D		X / MICO				X / MICO	A / B / C / D / G / H / Q / W / Y / Z / COSMO / RETO / J / Q18 / Q20 / W / U		A / B
DO PROFILI ARCHITEKTONICZNYCH fits architectural profiles		FALCO / FLARO / GAUDI / MONO / TIANO / CANTO / VIGO / BRUNO / FLEXA / INFLEXA / APA12 / APA16 / IPA12 / IPA16 / J / V / SLIMO / SONO	FALCO / FLARO / GAUDI / MONO / TIANO / CANTO / VIGO / BRUNO / Q18 / Q20 / APA12 / APA16 / IPA12 / IPA16 / J / V / SLIMO / SONO		SOLIS / INSO / ILEDO / CLARO / DULIO / FOLDO		HIRO / PLATO / SILEDA / INSLEDA / DILEDA / INDILEDA / UNICO / DOPIOTALIA / INTALIA / ZATI / SUBLI / LOGI / CONVA / TOPO / PERO / VEDA / MOTTA / DULIO / FIXO / GEMI	HIRO / PLATO / SILEDA / INSLEDA / DILEDA / INDILEDA / UNICO / DOPIOTALIA / INTALIA / ZATI / SUBLI / LOGI / CONVA / TOPO / PERO / VEDA / MOTTA / DULIO / FIXO / GEMI	TERRA / SCALA / RUNO / FINO / MITO / NIPO		FALCO / GAUDI / APA12 / APA16 / IPA12 / IPA16 / FLEXA / INFLEXA		
FRACTAL PC opal	-50°C +100°C	69%			66%		65%						
FRACTAL PC clear	-50°C +100°C	92%					89%						
FRACTAL PC black	-50°C +100°C	29%			18%		23%						
NEW SILICONE DOW CORNING opal	-20°C +70°C		68%				72%						

* Wszystkie badania zostały wykonane w laboratorium fotometrii Lumines. Tolerancja wyniku ± 5%
* All tests were carried out in the Lumines photometry laboratory. Result tolerance ± 5%.

PRZEPUSZCZALNOŚĆ / TRANSPARENCY*

RODZAJE KLOSZY type of covers	TEMPERATURA PRACY MATERIAŁU operating temperature of material	SUPER WIDE	PLEXITIANO PLEXISUPER WIDE	SOLID	nano	midi	TALL	LEAN	COMPACT	NEW LIFT ONE	NEW LIFT TWO	NEW GLIDE
DO PROFILI MEBLOWYCH fits furniture profiles					atom / ajar / axel / axin	alba / aria / akin			IVO / ONI / SEI AGO / RAI			
DO PROFILI ARCHI- TEKTONICZNYCH fits architectural profiles		LARGO / INLARGO / SORGA	TIANO / LARGO / INLARGO / SORGA	FASSO / STRADA			DILEDA / SILEDA			DURO	TECO	SOLVIA
TRANSPARENT PVC												
FROZEN PVC	-20°C + 65°C											
MILKY PVC			40%									
TRANSPARENT PMMA		91%										
FROZEN PMMA												
MILKY PMMA	-20°C + 70°C	65%										
MILKY FROSTED PMMA		75%										
BLACK PMMA	-20°C + 70°C	14%										
TRANSPARENT PC								91%	90%			
FROZEN PC								72%	72%			
MILKY PC	-50°C + 100°C							42%	47%			
PRISMATIC PC												
MILKY PC	-50°C + 100°C			57%								
FRACTAL PC opal	-50°C + 100°C	65%			74%	70%	75%			68%	68%	62%
FRACTAL PC clear	-50°C + 100°C				92%	91%						
FRACTAL PC black	-50°C + 100°C	13%			17%	16%						

* Wszystkie badania zostały wykonane w laboratorium fotometrii Lumines. Tolerancja wyniku ± 5%
* All tests were carried out in the Lumines photometry laboratory. Result tolerance ± 5%.

LUMINES[®]
LIGHTING

lumines.com

